

ANTI THEFT SECURITY SYSTEM

¹CH.Rohith,²D.Yaswanth Kumar,³CH.Naga Venkat Sai,⁴G.Arun Kumar,
⁵B.Mohan Rao

^{1,2,3,4}U. G Student, Dept ELECTRONICS AND COMMUNICATION ENGINEERING, St. Ann's
College of Engineering and Technology (Autonomous), Chirala, Bapatla Dist, Andhra Pradesh –
523187, India

⁵Assistant Professor, Dept ELECTRONICS AND COMMUNICATION ENGINEERING, St. Ann's
College of Engineering and Technology (Autonomous), Chirala, Bapatla Dist, Andhra Pradesh –
523187, India

ABSTRACT

The increasing rate of theft incidents in modern society has created a strong demand for intelligent and automated security systems. Traditional locking mechanisms such as mechanical locks and basic alarms are no longer sufficient to provide reliable protection for valuable assets. These systems often fail to detect unauthorized access in real time or notify the user immediately. To overcome these limitations, advanced embedded and IoT-based solutions are being developed to enhance security and provide smart monitoring capabilities. This project presents an Anti-Theft Security System designed using NodeMCU along with RFID, IR sensor, vibration sensor, GPS module, and a buzzer. The main objective of the system is to detect unauthorized access and trigger instant alerts. The RFID module is used for authentication, ensuring that only authorized users can access the system. If an invalid RFID tag is detected, the system immediately considers it as a threat and activates the security response mechanism.

In addition to RFID authentication, the system also uses IR sensors and vibration

sensors to detect physical disturbances or motion near the protected object. These sensors continuously monitor the

environment and send signals to the NodeMCU microcontroller when abnormal activity is detected. The microcontroller processes the data and determines whether a security breach has occurred. If a threat is confirmed, the system activates a buzzer alarm to alert nearby people. Furthermore, the GPS module plays a crucial role in tracking the exact location of the protected object. In case of theft, the system sends real-time location data to the user through IoT communication using Wi-Fi. This allows the user to take immediate action and recover the stolen item quickly. The integration of multiple sensors with IoT technology ensures high accuracy, reliability, and efficiency in security monitoring.

In conclusion, the proposed Anti-Theft Security System provides a smart, cost-effective, and efficient solution for modern security challenges. By combining

embedded systems and IoT technology, the system enhances real-time monitoring, instant alert generation, and location tracking. This makes it more advanced compared to conventional security methods and suitable for applications such as vehicle protection, locker security, and personal asset safety.

Keywords: Anti-Theft Security System, NodeMCU, IoT, RFID Authentication, IR Sensor, Vibration Sensor, GPS Module, Buzzer Alarm, Real-Time Monitoring, Embedded Systems, Wireless Communication, Smart Security System.

INTRODUCTION

Security has become one of the most critical concerns in today's rapidly developing world due to the increasing number of thefts and unauthorized access incidents. Conventional security systems such as mechanical locks and basic alarm systems are often insufficient in providing real-time protection and immediate response. These traditional methods lack intelligence, automation, and remote monitoring capabilities, making them less effective in modern applications where continuous surveillance and instant alert systems are required. To address these limitations, embedded systems combined with Internet of Things (IoT) technology have emerged as a powerful solution for developing smart security systems. These systems are capable of monitoring environmental conditions, detecting suspicious activities, and providing real-time notifications to users. The integration of sensors and wireless communication modules enables continuous data collection and instant decision-making, which significantly improves the reliability and efficiency of security mechanisms.

The proposed Anti-Theft Security System is designed using NodeMCU as the central controller along with RFID, IR sensor, vibration sensor, GPS module, and a buzzer. Each component plays a vital role in ensuring comprehensive security. The RFID module is used for user authentication, while IR and vibration sensors detect unauthorized movement or physical disturbances. The GPS module enables real-time location tracking, and the

buzzer provides immediate audible alerts during a security breach.

When any unauthorized access or suspicious activity is detected, the system immediately processes the input data through the NodeMCU and triggers an alert mechanism. Simultaneously, location details are transmitted to the user through IoT connectivity, allowing quick response and recovery actions. This real-time monitoring and alert system significantly enhances security efficiency compared to traditional methods.

In conclusion, this project aims to develop a cost-effective, intelligent, and reliable security system that leverages embedded and IoT technologies. It provides enhanced protection for vehicles, lockers, and personal belongings by ensuring real-time monitoring, instant alerts, and location tracking, making it a suitable solution for modern security challenges.

LITERARY SURVEY

The development of smart security systems has been widely explored in recent years due to the increasing need for reliable protection against theft and unauthorized access. Several researchers have proposed different approaches using embedded systems and IoT technologies to improve security performance. These systems mainly focus on real-time monitoring, sensor-based detection, and instant alert mechanisms to enhance the effectiveness of traditional security solutions.

In many existing studies, RFID-based authentication systems have been implemented as a primary security mechanism. These systems ensure that only authorized users can access protected areas or devices. However, RFID-only systems are often limited in detecting physical threats such as forced entry or movement-based attacks. To overcome this limitation, researchers have integrated additional sensors such as IR sensors and vibration sensors to detect unauthorized physical activities.

Another significant approach observed in literature is the use of IoT-based security systems that enable remote monitoring and control. Systems using microcontrollers like Arduino and NodeMCU have been widely adopted due to their low cost and easy integration with wireless communication modules. These systems allow real-time data transmission to mobile applications or cloud platforms, enabling users to receive instant notifications during security breaches.

Furthermore, GPS-based tracking systems have been introduced to enhance the recovery process in case of theft. These systems provide real-time location updates of the protected object, which can be accessed remotely by the user. However, some existing systems face challenges such as limited accuracy, network dependency, and high power consumption, which reduce their efficiency in practical applications.

EXISTING SYSTEM

The existing security systems used for theft prevention mainly rely on conventional methods such as mechanical locks, basic alarm systems, and standalone GPS tracking devices. These systems are widely used due to their simplicity and low cost; however, they provide only limited protection against modern theft techniques. Most traditional systems are passive in nature, meaning they only respond after a theft has occurred rather than preventing it in real time.

In many earlier approaches, alarm-based security systems are used where a buzzer is activated when unauthorized access is detected. Although these systems can alert nearby individuals, they do not provide remote monitoring or tracking capabilities. Similarly, RFID-based security systems are also implemented for authentication purposes, but they are often limited to access control and do not detect physical disturbances such as vibration or forced entry. Studies show that RFID-based systems alone may not be sufficient for complete protection without additional sensing mechanisms .

Another commonly used approach is GPS and GSM-based tracking systems, where the location of the object is sent to the owner during theft. These systems improve recovery chances but still have limitations such as network dependency and lack of preventive action. Many existing IoT-based solutions also suffer from issues like weak real-time response, limited sensor integration, and inability to combine multiple detection techniques into a single system .

Furthermore, most existing systems operate independently without proper integration between sensors and communication modules. They are not capable of multi-level security verification such as combining RFID authentication with motion or vibration detection. Due to this, false alarms and security failures may occur, reducing system reliability. In addition, dependence on GSM networks in some systems reduces performance in low-signal areas.

PROPOSED SYSTEM

The proposed Anti-Theft Security System is designed to provide an advanced and intelligent security solution by integrating multiple sensors with IoT technology. The system uses NodeMCU as the central controller to coordinate and process data from all connected modules. Unlike traditional security methods, this system follows a multi-layered approach that combines RFID authentication, motion detection, vibration sensing, and real-time tracking to ensure higher accuracy and reliability in detecting unauthorized access.

In this system, RFID is used for user authentication to allow only authorized access. In addition to this, IR sensors and vibration sensors continuously monitor the environment to detect any suspicious movement or forced entry attempts. When abnormal activity is detected, the sensors immediately send signals to the NodeMCU, which processes the input and triggers the security response.

ARCHITECTURE

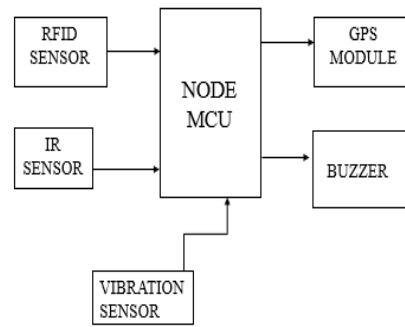


Fig 1. Architecture

The architecture of the proposed Anti-Theft Security System is designed using a modular approach that integrates sensing, processing, and communication units. The system consists of input devices such as RFID reader, IR sensor, and vibration sensor, which are responsible for continuously monitoring the environment. These sensors detect unauthorized access, motion, or physical disturbance and send signals to the central controller for further processing.

The processing unit of the system is NodeMCU, which acts as the main controller. It receives data from all sensors and processes it based on predefined conditions. If any unauthorized activity or abnormal behavior is detected, the NodeMCU immediately identifies it as a potential threat. It ensures fast decision-making and coordinates the response actions without delay, improving the overall efficiency of the system.

The output and communication part includes a buzzer alarm, GPS module, and IoT-based Wi-Fi connectivity. When a threat is detected, the buzzer provides a local alert, while the GPS module tracks the

exact location of the device. Simultaneously, the information is transmitted to the user through IoT, enabling real-time monitoring and instant notification. This integrated architecture ensures reliable and effective security performance.

METHODOLOGY DESCRIPTION

The methodology of the proposed Anti-Theft Security System is based on the integration of multiple sensors with an IoT-enabled microcontroller to achieve real-time monitoring and alert generation. The system begins with the initialization of all hardware components, including the NodeMCU, RFID module, IR sensor, vibration sensor, GPS module, and buzzer. Once powered on, the system continuously operates in a monitoring mode where all sensors collect data from the surrounding environment. During operation, the RFID module first checks for authorized access. If a valid RFID tag is detected, the system allows normal operation; otherwise, it is treated as an unauthorized attempt. Simultaneously, the IR sensor and vibration sensor continuously monitor for any motion or physical disturbance. If any abnormal activity is detected, these sensors send signals to the NodeMCU, which processes the inputs using predefined logic conditions to determine whether a security breach has occurred. When a theft or unauthorized access is confirmed, the system activates the buzzer to provide an immediate local alarm. At the same time, the GPS module retrieves the real-time location of the device, and the NodeMCU transmits this

information to the user through IoT communication using Wi-Fi. This ensures that the user receives instant notification along with location details, enabling quick response and recovery.

HARDWARE AND SOFTWARE REQUIREMENTS

NODE MCU:-



Figure2.1 :- Node MCU

NodeMCU is a low-cost, open-source IoT development board based on the ESP8266 Wi-Fi module. It is widely used in embedded systems and IoT applications due to its built-in Wi-Fi capability, compact size, and easy programmability. The board acts as the main controller in many smart systems, allowing devices to connect to the internet and communicate with cloud platforms or mobile applications in real time.

NodeMCU integrates a microcontroller along with Wi-Fi support, which eliminates the need for external communication modules. It can be programmed using the Arduino IDE or Lua scripting language, making it user-friendly for developers and students. The board includes multiple GPIO pins that allow interfacing with sensors such as RFID, IR, vibration sensors, and modules like GPS and buzzers, making it highly suitable for embedded projects.

In the proposed Anti-Theft Security System, NodeMCU plays a central role in processing sensor data, making decisions, and enabling IoT-based communication. It continuously monitors inputs from all connected sensors and triggers appropriate actions such as activating alarms or sending location data to the user. Its reliability, low power consumption, and wireless connectivity make it an ideal choice for smart security applications.

RFID Sensor:-




Figure 2.2:- RFID Sensor

RFID (Radio Frequency Identification) sensor is a wireless technology used for automatic identification and authentication of objects or individuals. It works on the principle of radio frequency communication between an RFID reader and RFID tags. Each RFID tag contains a unique identification number, which is read by the RFID reader when it comes within its operating range. This enables contactless and fast verification of authorized users.

The RFID system mainly consists of two components: the RFID reader and RFID tags. The reader emits radio signals, and when an RFID tag enters this field, it responds by sending its stored data back to the reader. This data is then processed by the microcontroller for further action. RFID systems are widely used due to their

reliability, speed, and ability to work without direct line-of-sight contact.

In the proposed Anti-Theft Security System, the RFID sensor is used for authentication purposes. It ensures that only authorized users are allowed to access the system or protected object. If a valid RFID tag is detected, the system permits normal operation; otherwise, it triggers a security alert. This enhances the security level by adding an authentication layer to the overall system.

IR Sensor



Figure 2.3 :- IR sensor

An IR (Infrared) sensor is an electronic device used to detect motion or the presence of objects using infrared light. It works by emitting infrared radiation and measuring the reflection from nearby objects. When an object comes within the sensor's range, the reflected IR signal is detected by the receiver, which then generates an output signal. This makes IR sensors useful for proximity detection and motion sensing applications.

The IR sensor typically consists of an IR transmitter (LED) and an IR receiver (photodiode or phototransistor). The transmitter continuously emits infrared

rays, and the receiver monitors the reflected signals. If there is any change in the reflected intensity, it indicates the presence or movement of an object. These sensors are highly sensitive, low-cost, and suitable for real-time detection systems. In

the proposed Anti-Theft Security System, the IR sensor is used to detect unauthorized movement near the protected object. If any person or object comes within the detection range, the sensor sends a signal to the NodeMCU. This helps in identifying suspicious activity at an early stage and contributes to triggering the security response, such as activating the alarm or alert system.

VIBRATION SENSOR



Figure 2.4:- Vibration Sensor

A vibration sensor is an electronic device used to detect physical movement, shocks, or vibrations in an object or surface. It works based on the principle of mechanical disturbance detection, where any sudden movement or force applied to the sensor generates an electrical signal. This signal is then used to identify abnormal activity such as impact, tampering, or forced entry.

The vibration sensor generally contains a sensing element that responds to mechanical stress. When the protected object is moved, hit, or disturbed, the

internal mechanism of the sensor changes its state and produces a corresponding output signal. These sensors are simple, cost-effective, and highly useful for security applications where detection of physical interference is required.

In the proposed Anti-Theft Security System, the vibration sensor plays an important role in detecting unauthorized physical attempts such as breaking, shaking, or forceful movement of the protected object. When such activity is detected, the sensor immediately sends a signal to the NodeMCU, which triggers the alert system. This helps in providing early detection of theft attempts and enhances overall system security

Buzzer



Figure 2.5:- Buzzer

A buzzer is an electronic sound-producing device used to generate an audible alert when triggered by an electrical signal. It operates by converting electrical energy into sound energy using a vibrating piezoelectric element or electromagnetic mechanism. Buzzers are commonly used in alarm systems, timers, and notification devices due to their simple operation and effective alert capability.

There are mainly two types of buzzers: active and passive. An active buzzer

produces sound when a DC supply is applied, while a passive buzzer requires an external signal (like PWM) to generate sound. In embedded systems, buzzers are preferred because they are easy to interface with microcontrollers and consume low power.

In the proposed Anti-Theft Security System, the buzzer is used as an immediate alerting device. When unauthorized access, motion, or vibration is detected by the sensors, the NodeMCU activates the buzzer to produce a loud sound. This helps in alerting nearby people about a possible theft attempt and acts as a first line of defense in the security system.

GPS MODULE




Figure 2.6:- GPS MODULE

A GPS (Global Positioning System) module is a satellite-based navigation device used to determine the exact location of an object in terms of latitude and longitude. It receives signals from multiple satellites and calculates the precise position of the device on the Earth. GPS modules are widely used in tracking systems due to their high

accuracy and real-time location monitoring capability.

The GPS module works by continuously communicating with satellites orbiting the Earth. It collects time-stamped signals from at least four satellites and processes them using triangulation to determine the exact position. The output data is usually transmitted in the form of NMEA sentences, which can be read and processed by microcontrollers like NodeMCU or Arduino.

In the proposed Anti-Theft Security System, the GPS module is used to track the real-time location of the protected object during a theft event. When unauthorized access or movement is detected, the system retrieves the current location using the GPS module and sends it to the user through IoT **A. Arduino IDE**

Arduino IDE (Integrated Development Environment) is an open-source software used for writing, compiling, and uploading code to microcontroller boards such as Arduino and NodeMCU (ESP8266). It is one of the most widely used platforms in embedded systems and IoT-based projects due to its simplicity, flexibility, and user-friendly interface. The IDE supports programming in Embedded C/C++ language, making it suitable for both beginners and advanced developers.

The Arduino IDE provides a built-in code editor, compiler, and serial monitor, which help in developing and testing embedded applications efficiently. It also supports a wide range of libraries that simplify the integration of various sensors and modules such as RFID, GPS, IR sensors, vibration

sensors, and Wi-Fi modules. These libraries reduce coding complexity and improve development speed.

In the proposed Anti-Theft Security System, Arduino IDE is used to program the NodeMCU board. The code written in the IDE controls the operation of all connected components, including sensor data processing, alarm triggering, and IoT communication. The Serial Monitor feature is used for debugging and verifying real-time sensor outputs during system testing.

Overall, Arduino IDE plays a crucial role in the development of the system by providing a complete environment for coding, uploading, and monitoring the embedded application. Its ease of use and strong library support make it an ideal choice for implementing IoT-based security systems.

B.EMBEDDED C

Embedded C is a specialized programming language used for developing applications in embedded systems, where software directly interacts with hardware components. It is an extension of the standard C programming language with additional features that support hardware control, memory management, and real-time operations. Embedded C is widely used in microcontroller-based systems due to its efficiency, portability, and low-level hardware access.

The language is designed to work closely with microcontrollers by controlling input and output ports, reading sensor data, and managing communication between different hardware modules. It allows direct manipulation of registers and memory

locations, which is essential for real-time embedded applications. Because of its fast execution speed and minimal resource usage, Embedded C is suitable for devices with limited memory and processing power.

In the proposed Anti-Theft Security System, Embedded C is used to program the NodeMCU (ESP8266) board through the Arduino IDE. The code written in Embedded C handles sensor integration, including RFID, IR sensor, vibration sensor, and GPS module. It also controls the buzzer alarm and manages IoT communication for real-time alert transmission.

Overall, Embedded C plays a vital role in ensuring efficient system performance by enabling direct hardware control and fast processing. Its simplicity and effectiveness make it the most preferred language for designing embedded and IoT-based applications such as smart security systems.

RESULT AND DISCUSSION

The proposed Anti-Theft Security System was successfully implemented and tested using NodeMCU, RFID, IR sensor, vibration sensor, GPS module, and buzzer. The system demonstrated reliable performance in detecting unauthorized access and generating real-time alerts. During testing, different scenarios such as valid access, invalid access, motion detection, and vibration disturbances were evaluated to verify system functionality.

When a valid RFID tag was used, the system allowed access normally without triggering any alarm, confirming proper

authentication. However, when an unauthorized RFID tag was detected, the system immediately activated the buzzer alarm and initiated the security response. Similarly, the IR sensor effectively detected nearby motion, and the vibration sensor successfully identified physical disturbances, ensuring accurate theft detection.




Fig 3.1: Final Hardware Setup of Anti-Theft Security System

In addition, the GPS module provided real-time location tracking during abnormal activity. The location data was successfully transmitted to the user through IoT communication using NodeMCU. This allowed remote monitoring of the device and quick response in case of theft. The system showed fast response time and stable performance under different test conditions.




Fig 3.2: Buzzer Alert Activation during Unauthorized Access

The results confirm that the proposed system is efficient, reliable, and suitable for real-time security applications. The integration of multiple sensors improves detection accuracy and reduces false alarms compared to traditional systems. The system successfully achieves its objective of providing smart, cost-effective, and real-time anti-theft protection.

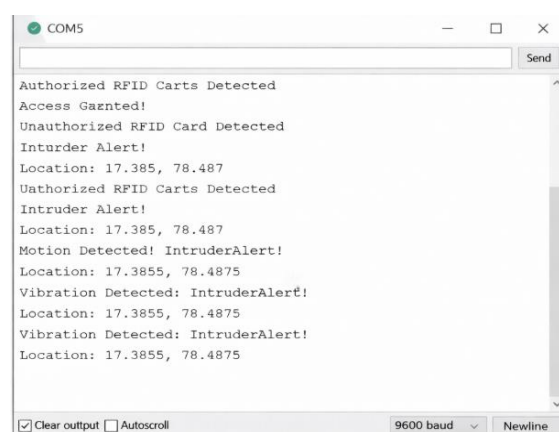


Fig3.3: Serial Monitor Output Showing Sensor Status

CONCLUSION

The proposed Anti-Theft Security System successfully demonstrates an efficient and intelligent approach to modern security challenges using embedded systems and IoT technology. By integrating NodeMCU with RFID, IR sensor, vibration sensor, GPS module, and buzzer, the system provides a multi-layered security mechanism that ensures reliable detection of unauthorized access and real-time response. The system effectively performs user authentication through RFID, while IR and vibration sensors enhance physical intrusion detection. In case of any suspicious activity, the system immediately triggers a buzzer alarm and simultaneously sends real-time location data through the GPS module via IoT communication. This dual-alert mechanism ensures both local and remote security monitoring, improving the overall safety of the protected asset.

Compared to traditional security systems, the proposed model offers faster response time, better accuracy, and enhanced functionality through sensor fusion and wireless communication. It reduces dependency on manual monitoring and provides automated protection, making it more suitable for real-time applications.

In conclusion, the system is cost-effective, reliable, and scalable for various applications such as vehicle security, locker protection, and personal asset monitoring. The integration of IoT with embedded systems significantly improves security efficiency, making the proposed solution a practical and modern approach to anti-theft protection.

FUTURE ENHANCEMENT

The proposed Anti-Theft Security System can be further improved by integrating advanced technologies to enhance its efficiency, reliability, and scalability. One possible enhancement is the incorporation of a **mobile application interface**, which would allow users to monitor the system status, receive alerts, and track location in real time through smartphones. This would make the system more user-friendly and accessible from anywhere. Another improvement can be the integration of **cloud computing and data storage**, where all security events and sensor data can be stored and analyzed. This would help in maintaining historical records and identifying repeated intrusion patterns. Additionally, implementing **machine learning algorithms** can help in reducing false alarms by intelligently analyzing sensor behavior and distinguishing between normal and suspicious activities.

The system can also be upgraded by using **GSM modules or advanced IoT protocols (MQTT/HTTP)** for more reliable communication in areas with weak Wi-Fi connectivity. Power efficiency can be improved by adding **solar power support or low-power sleep modes** for continuous operation in remote locations. Further enhancements may include adding **camera modules for real-time image capture** during theft attempts.

In conclusion, these future enhancements will make the system more intelligent, autonomous, and robust, transforming it

into a complete smart security solution suitable for modern real-world applications.

REFERENCES

1. A. K. Jain and R. Sharma, "IoT based smart security system using NodeMCU," *International Journal of Engineering Research & Technology*, vol. 9, no. 5, pp. 112–118, 2021.
2. S. Kumar and P. Singh, "RFID based security and access control system using embedded technology," *IEEE International Conference on Smart Systems*, pp. 45–49, 2020.
3. M. S. Reddy and N. V. Rao, "Design and implementation of IoT based anti-theft system using sensors," *International Journal of Advanced Research in Computer Science*, vol. 10, no. 3, pp. 55–60, 2019.
4. J. Patel and H. Mehta, "Vehicle tracking system using GPS and GSM technology," *IEEE Conference on Communication Systems*, pp. 101–105, 2020.
5. S. K. Gupta, "Embedded systems design using Arduino and ESP8266," *Journal of Embedded Systems and Applications*, vol. 8, no. 2, pp. 25–31, 2022.
6. A. Verma and D. Singh, "Smart anti-theft system using IoT and sensors," *International Journal of Computer Applications*, vol. 176, no. 12, pp. 1–5, 2020.
7. R. N. Das and P. S. Rao, "Real-time security monitoring system using IoT," *IEEE Access*, vol. 8, pp. 145678–145690, 2021.
8. K. Sharma and M. Patel, "Design of smart home security system using RFID and sensors," *International Journal of Scientific Research Engineering & Technology*, vol. 9, no. 4, pp. 210–215, 2020.
9. ESP8266 Documentation, "NodeMCU ESP8266 Technical Reference Manual," Espressif Systems, 2023. Available:
10. Arduino Documentation, "Arduino IDE and ESP8266 Programming Guide," Available:
11. S. Nairouz, R. Dashti, Z. B. Abbas, A. Alajmi and M. Rashdan, "Vehicle Anti-Theft Security System with GPS Tracking and Remote Engine Locking," *Proc. 5th Int. Conf. Bio-engineering for Smart Technologies (BioSMART)*, 2023.
12. S. B. Abdul Hamid, A. D. Rosli, W. Ismail and A. Z. Rosli, "Design and Implementation of RFID-Based Anti-Theft System," *Proc. IEEE Int. Conf. Control System, Computing and Engineering (ICCSCE)*, 2012.
13. A. T. Noman, S. Hossain *et al.*, "Design and Implementation of Microcontroller-Based Anti-Theft Vehicle Security System Using GPS, GSM and RFID," *Proc. 4th Int. Conf. Electrical Engineering and Information & Communication Technology (iCEEiCT)*, pp. 97–101, 2018.

14. S. M. Ahmed, H. M. Marhoon and O. Nuri, "Implementation of Smart Anti-Theft Car Security System Based on GSM," *International Journal of Engineering and Technology*, vol. 7, no. 4, pp. 5368–5372, 2019.
15. S. Rana, R. Mewari and L. Nautiya, "Anti-Theft Security System for Vehicles," *International Journal of Engineering and Technology*, vol. 7, no. 4, pp. 42–46, 2018.
16. P. C. Eze and P. N. Achebe, "Anti-Theft System for Car Security Using RFID," *International Journal of Science and Management Studies*, 2022.
17. G. S. Prasanth, B. Balaji and T. A. Srinivasa Varadhan, "Anti-Theft Tracking System for Automobiles," *Proc. IEEE Conf.*, 2011.
18. M. Dey, M. A. Arif and M. A. Mahmud, "Anti-Theft Protection of Vehicle by GSM & GPS with Fingerprint Verification," *Proc. IEEE Conf.*, 2017.
19. Y. Yamato, Y. Fukumoto and H. Kumazaki, "Security Camera Movie and ERP Data Matching System to Prevent Theft," *Proc. IEEE Consumer Communications and Networking Conf. (CCNC)*, pp. 1021–1022, 2017.
20. V. Kumar Sadagopan, U. Rajendran and A. J. Francis, "Anti-Theft Control System Design Using Embedded System," *Proc. IEEE Int. Conf. Vehicular Electronics and Security*, 2010.